

TEL. 9575997, 9567298, 9554725

JANATA BANK LIMITED

For Previous Rate Sheet Click

PABX-575,

TREASURY DEPARTMENT

<https://goo.gl/URA0t4>

Mail: fxdeal@janatabank-bd.com

HEAD OFFICE, DHAKA

Exchange Rate Circular - 17

INDICATIVE ONLY: Rates may vary in theDATE: **23 Jan 2020**EFFECTIVE DATE: **23-25 Jan'2020**

same day

Thursday

A) CROSS RATE OF SYD, TOK, HKG & S.E. ASIAN MARKETS AS ON 23/01/2020

	GBP/USD	EUR/USD	USD/JPY	USD/C.DLR	USD/S.FRA	AUD/USD
SELLING	1.3137	1.1085	109.6300	1.3159	0.9682	0.6912
BUYING	1.3136	1.1084	109.6600	1.3163	0.9683	0.6912

B) JANATA BANK LTD'S CASH

CURRENCY & T.C TO PUBLIC TK PER UNIT OF FOREIGN CURREN

SELLING	CURRENCY	BUYING	SELLING	CURRENCY	BUYING
87.8000	US Dollar	86.8000	23.5000	Saudi Riyal	22.7000
113.7000	G. B. Pound	110.7000	23.7000	UAE. Dirham	23.0000
96.0000	Euro	93.6000	20.5000	MAL.Ringit	19.4000
61.0000	Aus. Dollar	59.0000	1.2600	Indian Rupee	1.2000

BE SAME AS SELLING T.T.& O.D AND BUYING O.D. TRANSFER

C)	SELLING		NAME OF CURRENCY	BUYING			
	T.T.& O.D.	B.C.		T.T.CLEAN	T.T.DOC	O.D.SIGHT EXP.BILLS	O.D. TRANSFER
	84.9500	84.9500	US Dollar	84.2000	84.1500	84.1000	83.9000
	112.5425	112.6819	G. B. POUND	111.2407	110.9225	110.6978	110.2531
	96.1154	96.2487	EURO	95.0480	94.6982	94.4742	93.6002
	0.7970	0.8024	JP.YEN	0.7759	0.7691	0.7679	0.7651
	66.5643	66.7083	CAN.DLR	66.4281	66.2542	66.0564	65.4486
	88.3908	88.5618	SWISS.FRANC	87.7349	87.5419	87.4566	87.3513
	222.1935	222.7579	OMANIAN RIYAL	219.1273	218.8935	218.2515	217.9295
	11.0000	11.4126	H.K.DLR	10.9032	10.8916	10.8598	10.8280
	64.6725	66.1448	SING.DLR	64.8457		64.5957	62.9524
	2.8161	2.8270	THI.BAHT	2.7863		2.7752	2.7671
	21.0581	21.1155	MAL.RINGIT	20.8409		20.7580	20.6972
	23.3010	23.3092	UAE.DIRHAM			22.9816	22.9143
	22.8146	22.8726	SAUDI RIYAL			22.5037	22.4400
	22.9874	23.6392	QATAR RIYAL				22.2013
	282.9769	283.2758	KUWAIT DINAR				277.0000
	224.0027	224.0822	BAHRAIN DINAR				219.2478
	13.1102	13.3212	CHINESE YUAN				12.6060

D) USANCE RATE:	30 DAYS	60 DAYS	90 DAYS	120 DAYS	150 DAYS	180 DAYS
US Dollar	83.5988	83.1077	82.6165	82.1253	81.6342	81.1430
G. B. POUND	110.0489	109.4000	108.4730	108.1022	107.4533	106.8044
EURO	93.9198	93.3653	92.5732	92.2564	91.7020	91.1475

E) FORWARD RATE:		1 MONTH	2 MONTHS	3 MONTHS	6 MONTHS	1 YEAR
SELLING	US Dollar	86.0894	86.5287	86.9181	88.2861	0.0000
BUYING	US Dollar	85.0982	85.1964	85.4946	85.6893	0.0000


F) NFCD INTT RATE, EFFECT ON: 16.01.2020 To 31.01.2020	1 MONTH	3 MONTHS	6 MONTHS	12 MONTHS
US Dollar	1.41963	1.59263	1.61450	1.71313
G. B. POUND	0.43063	0.50775	0.55500	0.61463
EURO	0.00000	0.00000	0.00000	0.00000


G) LIBOR AS ON 22/01/2020, 60 DAYS 1.76988 90 DAYS 1.80088 180 DAYS 1.82463


H) INDICATIVE RATE OF 01 SDR, USD WITH NTL, CUR OF ACU MEMBERS AS IMF RATE 17/01/2020	IN.RS	N.RS	SL.RS	PK.RS	BD TK	USD
USD 1	71.0433	114.7161	182.4986	140.2665	84.5800	
SDR 1	98.0834	158.3787	251.9603	193.6540	116.7724	1.3806


IN CASE OF AUS. DOLLAR CASH RATE WILL BE USED FOR T.T ALSO

Rates mentioned in row C, D, E and F are applicable only for bank's own customers.


 Md. Nur Islam
 PO
 Prepared By


 Md. Mokhlesur Rahman
 SPO
 Checked By


 M.M. Awrangzeb
 AGM
 Authorised Signature


 Md. Tofazzal Hossain
 DGM
 Authorised Signature